



# Coherent activity in excitatory neural networks'

Alessandro Torcini

Istituto dei Sistemi Complessi - CNR - Firenze

Marie-Curie ITN-FP7 NETT Project



# Effects of excitatory coupling



## When Inhibition and not Excitation Synchronizes Neural Firing

In this paper of 1994 by Van Vreeswijk, Abbott, and Ermentrout the authors affirm:

- It is commonly believed that **excitatory synaptic coupling** tend to **synchronize neural firing**, while **inhibitory coupling** pushes the neurons toward **anti-synchrony**
- However, in the reticular nucleus of the thalamus, **synchronized oscillations** occur via **purely inhibitory coupling** [Wang and Rinzel (1992)]
- For two coupled neurons we will show that such **reversed** behaviour is the rule rather than the exception

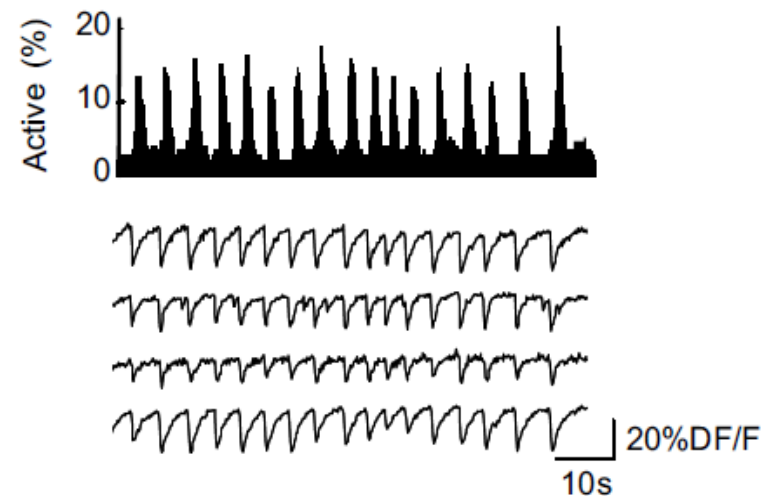
Which is the situation for large populations of neurons ?

# Collective Dynamics in the Brain



- Rhythmic coherent dynamical behaviours have been widely identified in different neuronal populations in the mammalian brain [G. Buzsaki - Rhythms of the Brain]
- Collective oscillations are commonly associated with the **inhibitory** role of interneurons
- Pure **excitatory** interactions are believed to lead to **abnormal synchronization** of the neural population associated with epileptic seizures in the cerebral cortex

However, coherent activity patterns have been observed also in “in vivo” measurements of the developing rodent neocortex and hippocampus for a short period after birth, despite the fact that at this early stage the nature of the involved synapses is essentially **excitatory** [C. Allene et al., *The Journal of Neuroscience* (2008)]



Calcium fluorescence traces  
two-photon laser microscopy

# Summary



We analyze **pulse-coupled leaky integrate-and-fire** (LIF) neurons

Analysis of the dynamics of **two** coupled neurons

- **LIF** neuronal models coupled
  - $\alpha$  pulses and **exponential** pulses
  - **inhibitory** and **excitatory coupling**
- Hodgkin-Huxley coupled neurons

Van Vreeswijk, Abbott, Ermentout, JCN (1994);

Hansel, Mato, Meunier, Neural computation (1995)

- **Emergence of collective solution** in fully coupled networks of LIF neurons
  - **Splay states**
  - **Coherent collective solutions** - **Partial Synchronization**

Abbott - van Vreeswijk, Physical Review E (1993)

Mohanty, Politi EurophysLett (2006)

Zillmer et al. Physical Review E (2007)

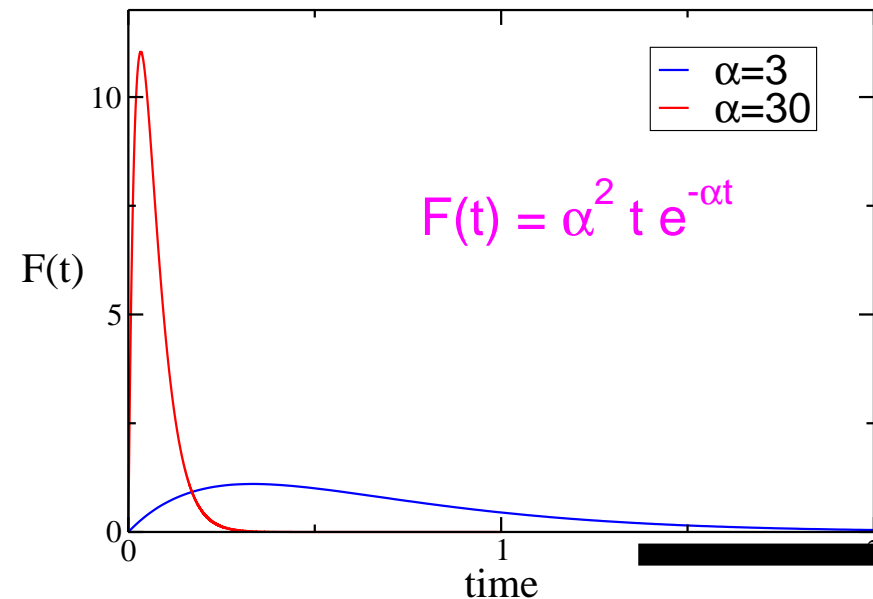
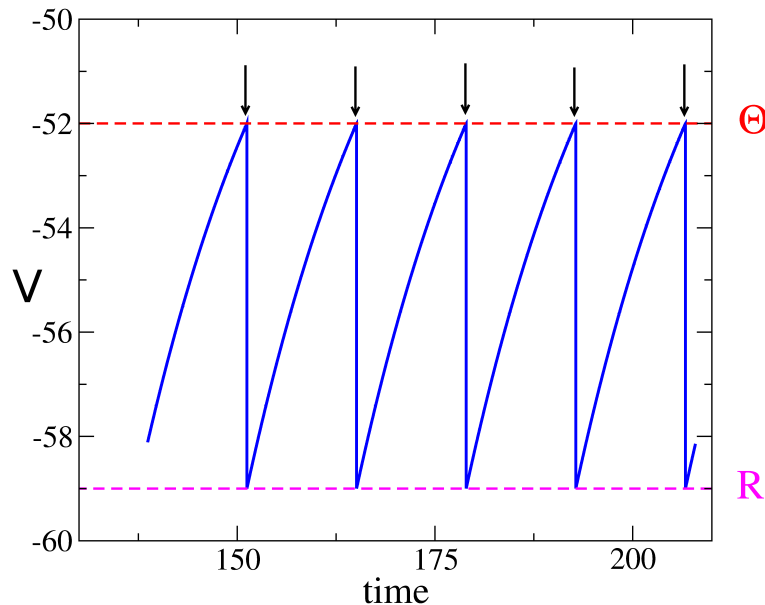
# Leaky integrate-and-fire



- One of the simplest neuronal models : **LIF** neuron;
- LIF combines **linear integration** with **reset + spike emission**;
- Equation for the membrane potential  $v$ , with **threshold  $\Theta$**  and **reset  $R$**  :

$$\dot{v}(t) = I - v(t) \quad v(t) = R + I(1 - e^{-t}) \implies R + I$$

- If  $(R + I) > \Theta$  Repetitive Firing, **Supra-Threshold** -  $T = \log \frac{I}{(R+I)-\Theta}$
- If  $(I + R) < \Theta$  Silent Neuron, **Below Threshold** -  $v(t = \infty) = R + I$
- **In networks**: at threshold **a pulse** is sent to the connected neurons



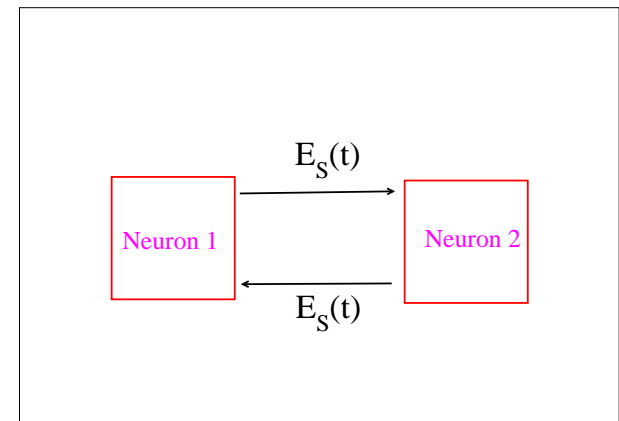
# Two pulse coupled LIFs



We consider two symmetrically pulse coupled LIF neurons, where  $R = 0$  and  $\Theta = 1$ , the equation for neuron 1 is (for neuron 2 is analogous)

$$\dot{v}_1(t) = I - v_1(t) + E_1(t) \quad E_1(t) = \sum_{k | t_2^{(k)} < t} E_s(t - t_2^{(k)})$$

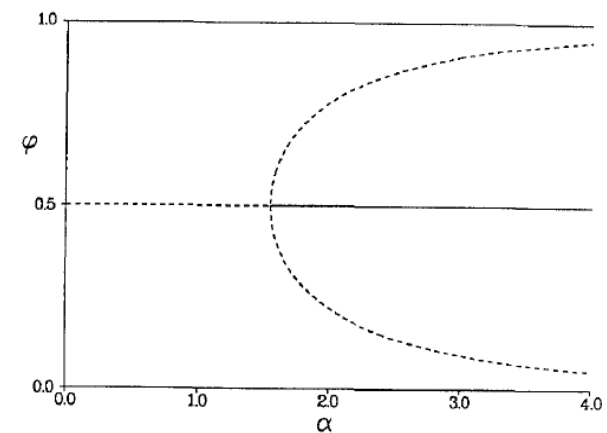
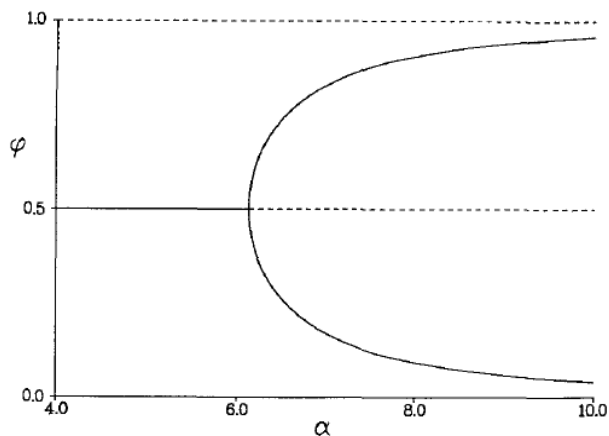
- $E_1$  is the synaptic input to neuron 1
- $t_2^{(k)}$  are the firing times of neuron 2 (no delay in the pulse transmission)
- Pulses
  - $\alpha$ -function  $E_s(t) = g\alpha^2 t e^{-\alpha t}$
  - Exponential pulses  $E_s(t) = g\gamma e^{-\gamma t}$
  - Delta pulses  $E_s(t) = g\delta(t)$
- The strength  $g$  of the synapses is given by the normalization condition  $\int_0^\infty E_s(t) dt \equiv g$
- The synapse speed is  $\alpha$  for the  $\alpha$ -function



# Two pulse coupled LIF



- Hp1) The two uncoupled  $g = 0$  neurons are **suprathreshold**  $I > 1$  (periodic firing)
- Hp1) When coupled  $g \neq 0$  they continue to fire periodically with **period**  $T$
- The 2 neurons fire at times  $t_1^{(n)} = nT$  and  $t_2^{(n)} = (n - \phi)T$
- $0 < \phi < 1$  is the phase difference among the neurons
  - Complete Synchrony  $\phi = 0$  (or  $\phi = 1$ ) - Complete Anti-synchrony  $\phi = 1/2$
- **Excitatory** case  $g = 0.4$  – **Inhibitory** case  $g = -0.4$  (DC current  $I = 1.3$ )



- **Excitatory** case - **Never completely** synchronized (only for  $\alpha \rightarrow \infty$ )
- **Inhibitory** case - The complete synchronization solution is **always** present

# Theoretical explanation



- Neuron 1 fires at times  $t_1^{(n)} = nT$  with  $n = -\infty, \dots, -2, -1, 0$
- The synaptic input to neuron 2 at time  $t = \theta T$  with  $0 < \theta < 1$  is the sum of all the pulses received in the past

$$E_2(\theta T) = E_T(\theta) = \sum_{n=-\infty}^0 E_S(\theta T - nT)$$

- For  $\alpha$ -functions the sum gives

$$E_T(\theta) = \frac{g\alpha^2 T e^{-\alpha\theta T} [\theta(1 - e^{-\alpha T}) + e^{-\alpha T}]}{(1 - e^{-\alpha T})^2}$$

- $E_T$  is periodic outside the interval  $]0 : 1[$
- Neuron 2 fires at times  $t_2^{(n)} = (n - \phi)T$  – The synaptic input to neuron 1 is

$$E_1(\theta T) = \sum_{n=-\infty}^0 E_S(\theta T - nT + \phi) = E_T(\theta + \phi)$$



# Theoretical explanation



- Neuron 1 fires at time  $t = 0 \implies x_1(0^+) = 0$
- At time  $T$  the neuron 1 reaches again threshold therefore

$$x_1(T) = I(1 - e^{-T}) + Te^{-T} \int_0^1 d\theta e^{\theta T} E_T(\theta + \phi) = 1$$

- Neuron 2 fires at time  $t = -\phi T$  and after a period  $T$  it is again at threshold

$$x_2((1 - \phi)T) = I(1 - e^{-T}) + Te^{-T} \int_0^1 d\theta e^{\theta T} E_T(\theta - \phi) = 1$$

- From the two above equations one can obtain the period  $T_0$  and the phase  $\phi_0$
- By combining the two equations above

$$G(\phi) = \frac{x_1(T) - x_2[(1 - \phi)T]}{T} = e^{-T} \int_0^1 d\theta e^{\theta T} [E_T(\theta + \phi) - E_T(\theta - \phi)]$$

- If  $\phi \equiv \phi_0$  and  $T \equiv T_0$  then  $G(\phi_0) \equiv 0$ , possible solutions are

$$\phi_0 = 0 \quad \text{and} \quad \phi_0 = 1/2 \quad \text{since} \quad E_T(\theta + 1/2) = E_T(\theta - 1/2)$$

# Stability of the solutions



Any solution  $\phi_0$  is **stable** whenever  $G'(\phi_0) > 0$

One can notice that

$$x_2[(1 - \phi)T] = 1 - TG(\phi)$$

if  $\phi \equiv \phi_0$  and  $T \equiv T_0$  then  $x_2[(1 - \phi_0)T_0] \equiv 1$ , since  $G(\phi_0) = 0$

If the phase is perturbed  $\phi = \phi_0 + \delta\phi$  the neuron 2 will fire at time

$$t_2^{(n)} = (n - \phi)T_0 = (n - \phi_0)T_0 - (\delta\phi)T_0$$

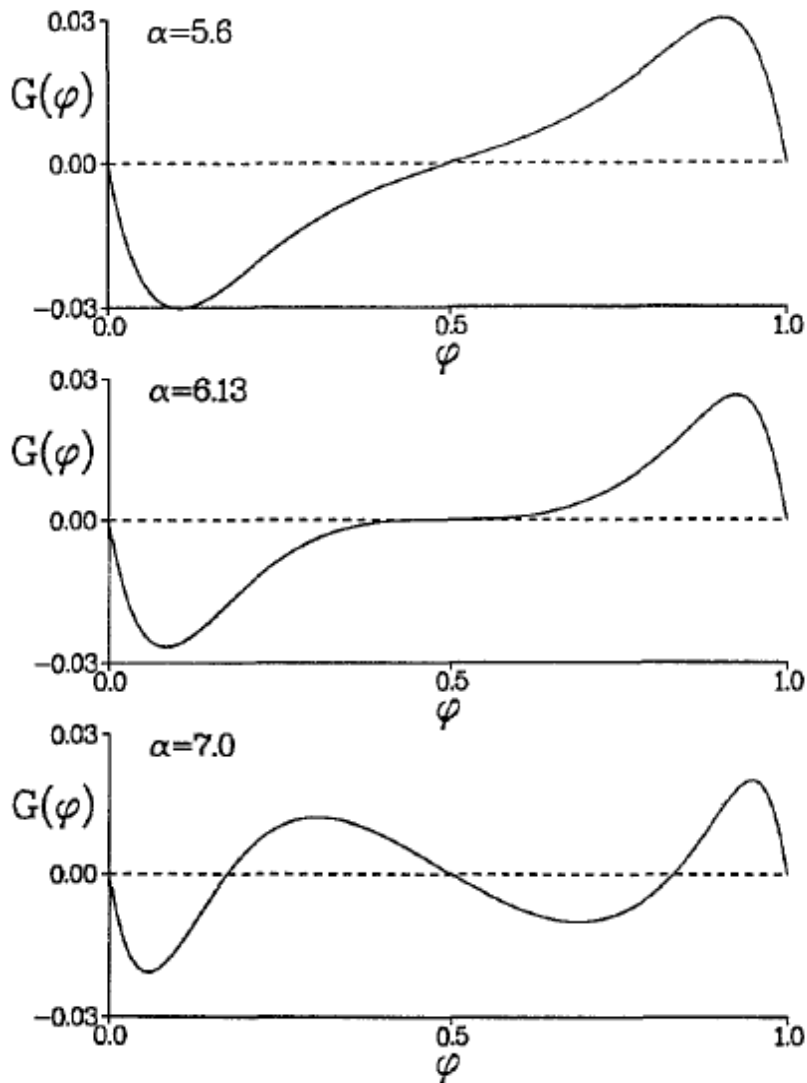
since the solution is **stable**, the neuron to maintain constant the period  $T_0$  will fire next time at

$$t_2^{n+1} = (n + 1 - \phi_0)T_0 + (\delta\phi)T_0 = (n + 1 - \phi)T_0 + 2(\delta\phi)T_0$$

Therefore at time  $t = (1 - \phi)T_0$  the neuron has not reached the threshold

$$x_2[(1 - \phi)T] < 1 \implies G(\phi) \simeq G(\phi_0) + G'(\phi_0)\delta\phi > 0 \implies G'(\phi_0) > 0$$

# Excitatory Coupling

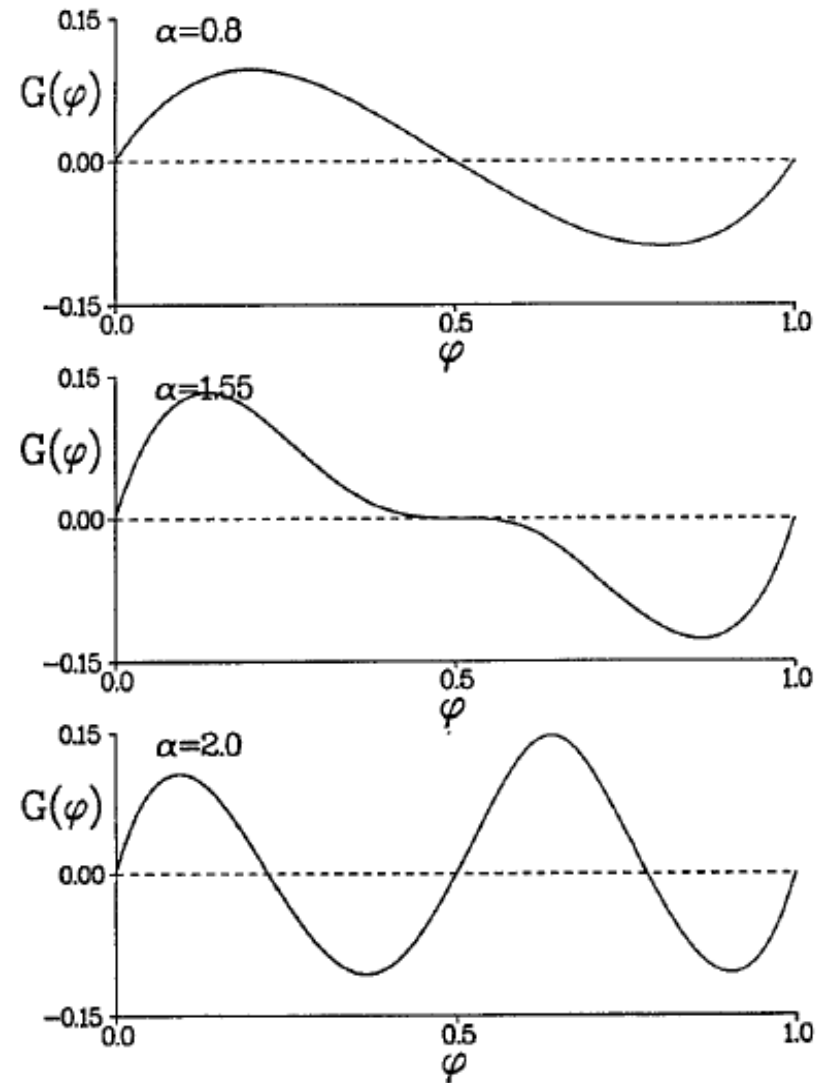


- $g > 0$  -  $\alpha$ -pulses
- $\alpha = 5.6 \implies \phi = 1/2$  **Stable** and  $\phi = 0(1)$  **Unstable**
- $\alpha = 6.13 \implies$  **Bifurcation** -  $\phi = 1/2$  becomes **Unstable** and two new solutions emerge
- $\alpha = 7.0 \implies \phi = 1/2$  and  $\phi = 0(1)$  **Unstable** - 2 New **stable** solutions
- The completely synchronized state [ $\phi = 0(1)$ ] becomes stable only for  $\alpha \rightarrow \infty$   
The synapse respond instantaneously (like **exponential and delta-pulses**)

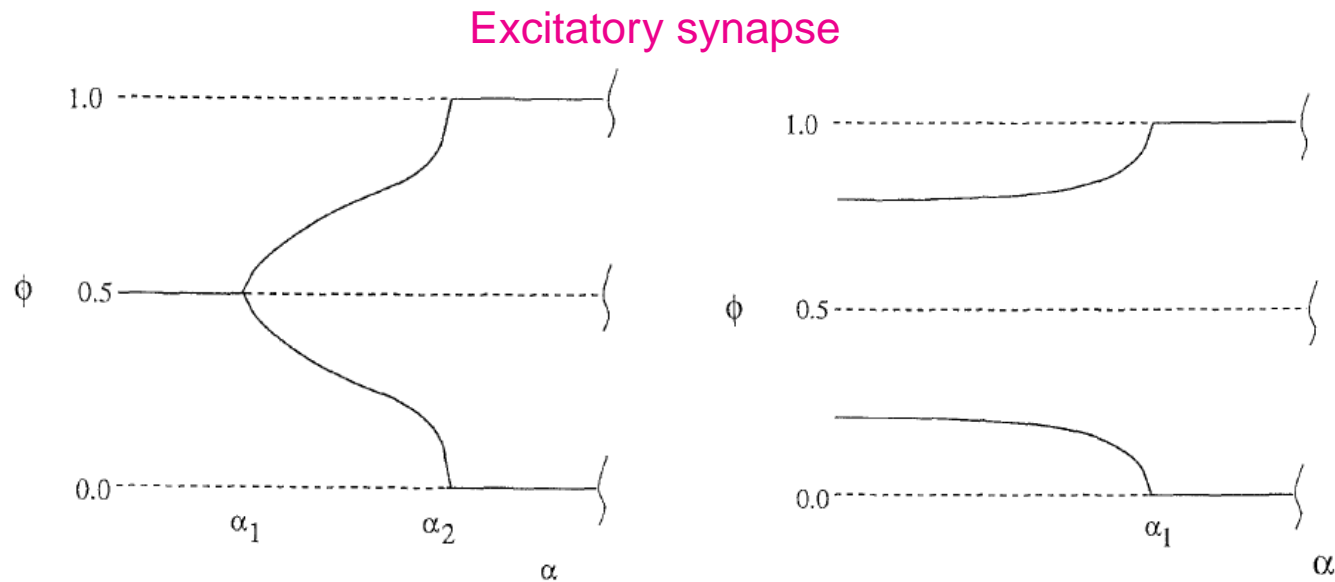
# Inhibitory Coupling




- $g < 0$  -  $\alpha$ -pulses
- For inhibitory coupling the stability is reversed since  $G(\phi) \propto g$
- The synchronous state is **always stable**
- The anti-synchronous state  $\phi = 1/2$  becomes stable for sufficiently large  $\alpha > 1.55$




# Hodgkin-Huxley Model



## $\alpha$ -pulses

-  For the Hodgkin-Huxley model one can have synchronization for **finite**  $\alpha > \alpha_2 = 0.82/ms$ , whenever the rise time is slower than the width of an action potential, namely  $1/\alpha < 1.2ms$

## exponential-pulses

-  For two coupled HH models for low decay constant one has **stable asynchronous states** at  $\alpha < \alpha_1 \sim 0.3/ms$ , while the **synchronous states** is **always stable** for faster decay rates.

# Conclusions



To summarize the results presented so far for the **LIF model**

●  $g > 0$

- the **synchronous state** is stable only for extremely rapid synaptic response (namely,  $\alpha = \infty$ ) : like **exponential** or **delta** functions
- the **anti-synchronous state** is stable for **slow synapses**  $\alpha < \alpha_c$

●  $g < 0$

- the **synchronous state** is always stable apart for extremely rapid synapses
- the **anti-synchronous state** is stable for **fast synapses**  $\alpha > 1.55$

In general **excitation is desynchronizing** for neurons with a response of **Type I** and for neuron of **Type II** (Hodgkin-Huxley) whenever the synaptic response is **sufficiently slow**

- **Type I** : the arrival of an EPSP always advances the next firing time
- **Type II** : the arrival of an EPSP just after the refractory period delays the next firing, while a EPSP received at a later time advances the next firing time

[Van Vreeswijk, Abbott, Ermentout, JCN (1994);  
Hansel, Mato, Meunier, Neural computation (1995)]

# Pulse coupled network



A system of  $N$  identical **all to all** pulse-coupled neurons:

$$\dot{v}_j = I - v_j + \frac{g}{N} \sum_{i=1, (i \neq j)}^N \sum_{k=1}^{\infty} P(t - t_i^{(k)}), \quad j = 1, \dots, N$$

with the pulse shape given by  $P(t) = \alpha^2 t \exp(-\alpha t)$ .

More formally we can rewrite the dynamics as

$$\dot{v}_j = I - v_j + gE(t), \quad j = 1, \dots, N$$

the field  $E(t)$  is due to the (**linear**) super-position of all the past pulses

- The field evolution (in between consecutive spikes) is given by

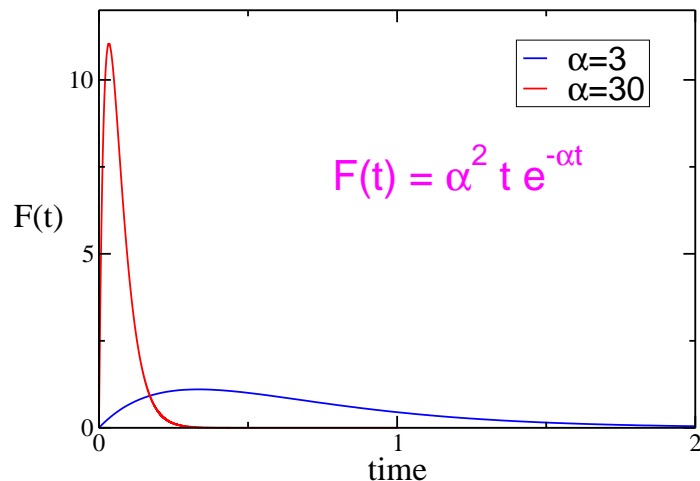
$$\ddot{E}(t) + 2\alpha\dot{E}(t) + \alpha^2 E(t) = 0$$

- the effect of a pulse emitted at time  $t_0$  is

$$\dot{E}(t_0^+) = \dot{E}(t_0^-) + \alpha^2 / N$$

Abbott - van Vreeswijk, Physical Review E (1993)

# Fully coupled network



Only regular solutions for fully coupled networks:

- the membrane potentials  $v$  is periodic or quasi-periodic
- the field  $E$  is constant or periodic

van Vreeswijk, Physical Review E 1996

Depending on the shape of the pulse (value of  $\alpha$ ) new collective solutions emerge:

- Excitatory Coupling -  $g > 0$ 
  - Low  $\alpha$  – Splay State
  - Larger  $\alpha$  – Partially Synchronized State
  - $\alpha \rightarrow \infty$  – Fully Synchronized State
- Inhibitory Coupling -  $g < 0$ 
  - Low  $\alpha$  – Fully Synchronized State
  - Larger  $\alpha$  – Several Synchronized Clusters
  - $\alpha \rightarrow \infty$  – Splay State



# Splay States



These states are **collective modes** emerging in networks of fully coupled nonlinear oscillators.

- all the oscillations have the same wave-form  $X$  ;
- their phases are "splayed" apart over the unit circle

The state  $x_k$  of the single oscillator can be written as

$$x_k(t) = X(t + kT/N) = A \cos(\omega t + 2\pi k/N) ; \quad \omega = 2\pi/T ; \quad k = 1, \dots, N$$

- $N$  = number of oscillators
- $T$  = period of the collective oscillation
- $X$  = common wave form

For **pulse coupled neuronal networks** the splay state corresponds to the  $N$  neurons firing one after the other at regular intervals  $T/N$  – **Asynchronous State**

# Splay States



Splay states have been numerically and theoretically studied in

- Josephson junctions array ([Strogatz-Mirollo, PRE, 1993](#))
- globally coupled Ginzburg-Landau equations ([Hakim-Rappel, PRE, 1992](#))
- globally coupled laser model ([Rappel, PRE, 1994](#))
- fully pulse-coupled neuronal networks ([Abbott-van Vreeswijk, PRE, 1993](#))

Splay states have been observed experimentally in

- multimode laser systems ([Wiesenfeld et al., PRL, 1990](#))
- electronic circuits ([Ashwin et al., Nonlinearity, 1990](#))

## Nowdays Relevance for Neural Networks

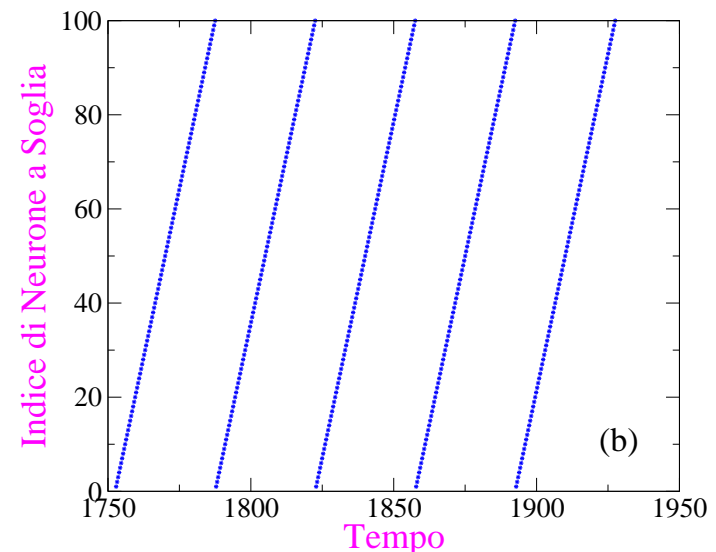
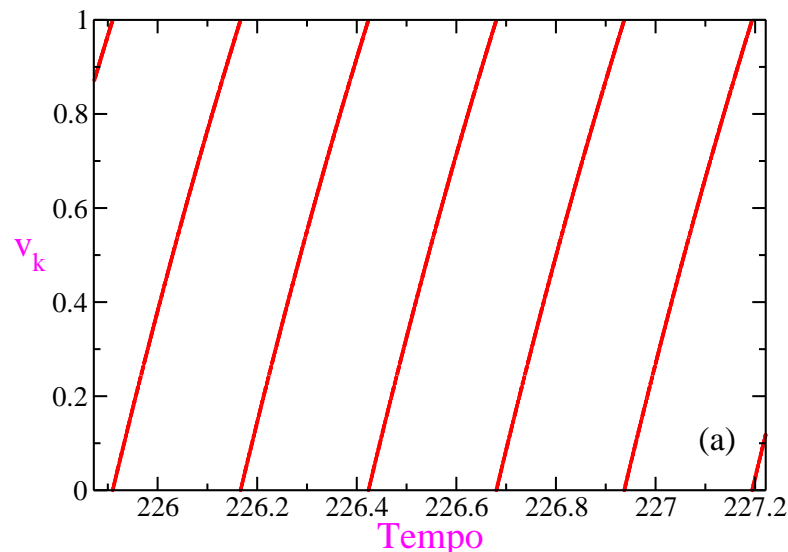
- LIF + Dynamic Synapses - Plasticity ([Bressloff, PRE, 1999](#))
- More realistic neuronal models ([Brunel-Hansel, Neural Comp., 2006](#))

# Splay State – LIF



Splay States are collective solutions emerging in Homogeneous Networks of  $N$  neurons

- the dynamics of each neuron is **periodic** – the field  $E = 1/T$  is **constant**
- the interspike time interval (ISI) of each neuron is  $T$
- the ISI of the network is  $T/N$  - **constant firing rate**
- the dynamics of the network is **Asynchronous**



Abbott - van Vreeswijk, PRE (1993) -- Zillmer et al. PRE (2007)

# Splay state - LIF



In this framework, the periodic splay state reduces to the following fixed point:

$$\tau(n) \equiv \frac{T}{N}$$

$$E(n) \equiv \tilde{E}, \quad Q(n) \equiv \tilde{Q}$$

$$\tilde{x}_{j-1} = \tilde{x}_j e^{-T/N} + 1 - \tilde{x}_1 e^{-T/N}$$

where  $T$  is the time between two consecutive spike emissions of the same neuron.

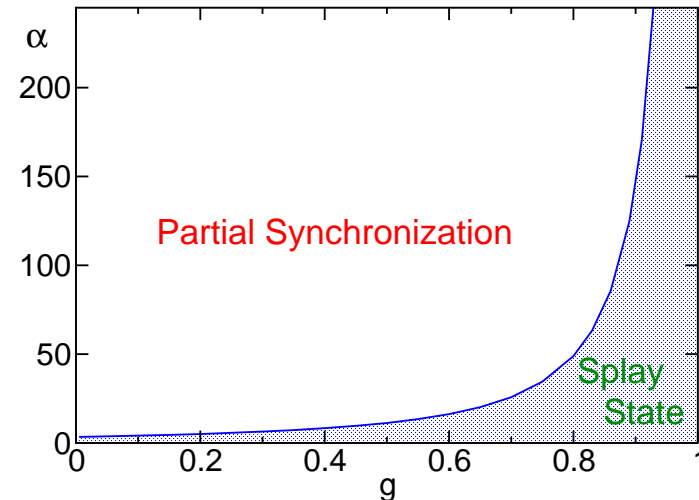
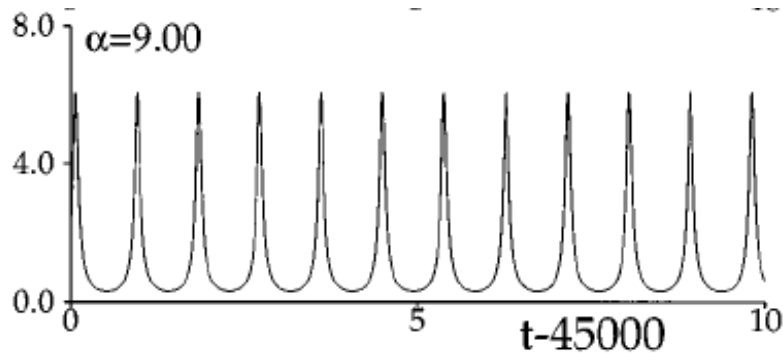
A simple calculation yields,

$$\tilde{Q} = \frac{\alpha^2}{N^2} \left(1 - e^{-\alpha T/N}\right)^{-1}, \quad \tilde{E} = T\tilde{Q} \left(e^{\alpha T/N} - 1\right)^{-1}.$$

and the period at the leading order ( $N \gg 1$ ) is given by

$$T = \ln \left[ \frac{\alpha T + g}{(a - 1)T + g} \right]$$

# Partial Synchronization

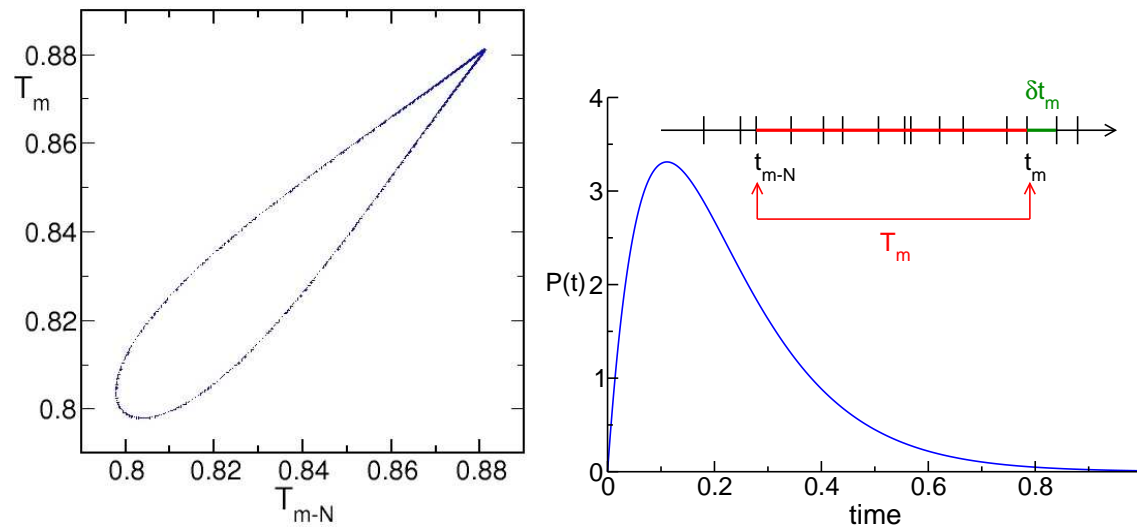


**Partial Synchronization** is a collective dynamics emerging in **Excitatory Homogeneous Networks** for sufficiently narrow pulses

- the dynamics of each neuron is **quasi periodic** - two frequencies
- the firing rate of the network and **the field  $E(t)$**  are **periodic**
- the **quasi-periodic motions** of **the single neurons** are arranged (**quasi-synchronized**) in such a way to give rise to a **collective periodic field  $E(t)$**

van Vreeswijk, PRE (1996) - Mohanty, Politi EPL (2006)

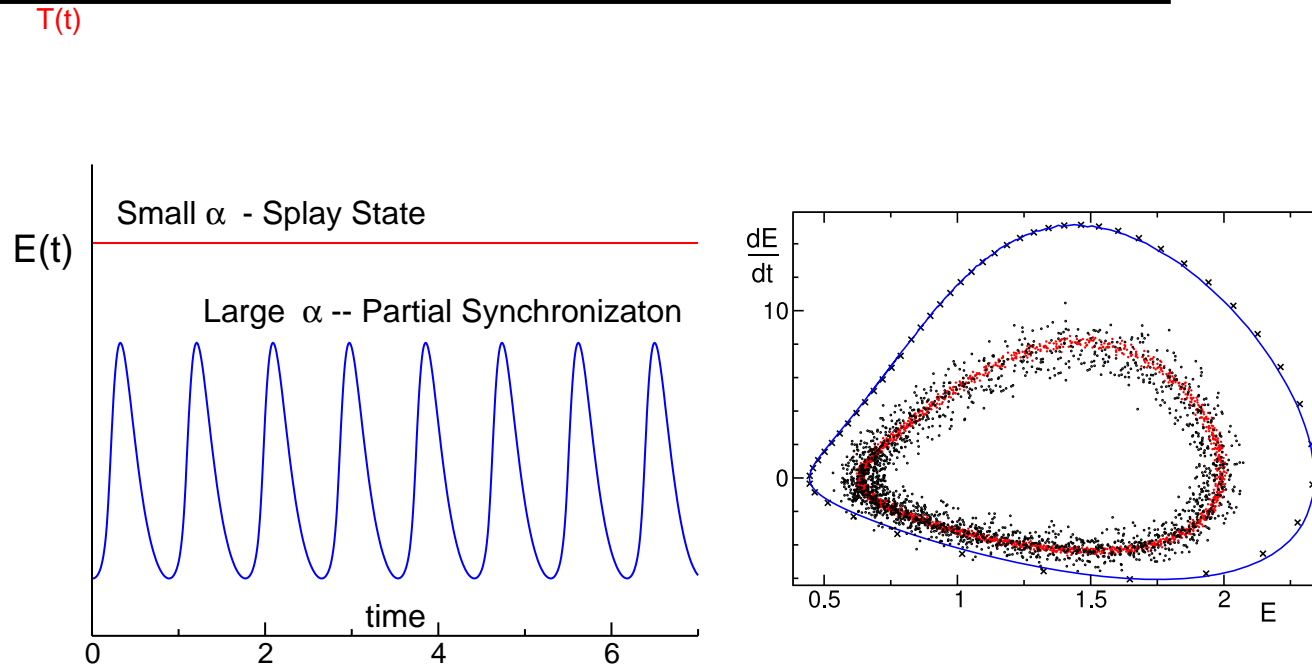
# Quasi Periodic Motion



The dynamics of each neuron is **quasiperiodic**, this can be shown by reporting the **Interspike Interval (ISI)** of a single neuron  $T_m = t_m - t_{m-N}$  versus the previous one  $T_{m-N}$  where  $\{t_m\}$  is the sequence of the firing times.

The map  $T_m = F(T_{m-N})$  represents a Poincaré section of the time evolution of the system, therefore a quasiperiodic motion is represented by a closed curve and  $T$  is **periodic**

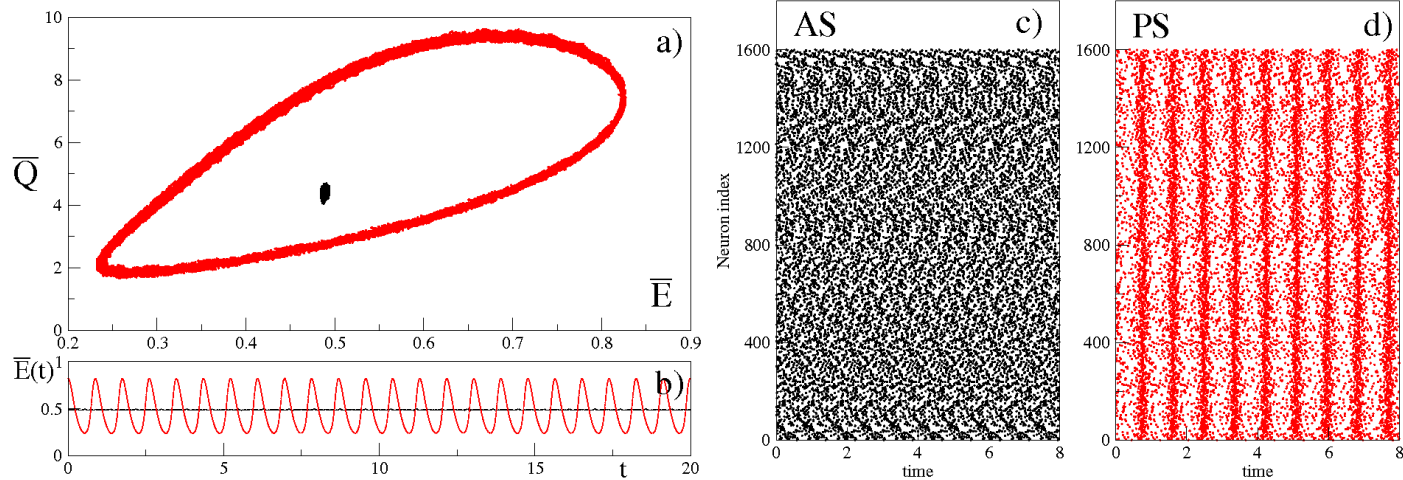
# Periodic Mean-Field



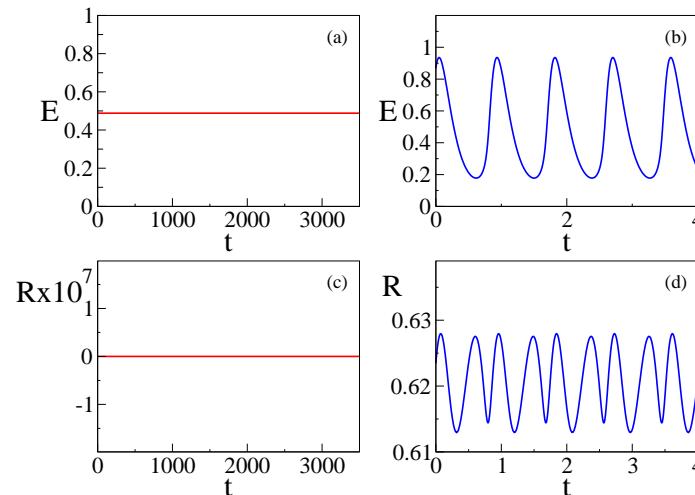
The ratio between the period of the field  $E(t)$  and the average ISI of the single neurons is **irrational**

This peculiar collective behaviour has been recently discovered by [Rosenblum and Pikovsky PRL \(2007\)](#) in a system of [nonlinearly coupled oscillators](#) and studied also in the context of diluted neural networks by [Olmi, Livi, Politi, AT Physical Review E \(2010\)](#)

# Splay vs Partial Synchronization

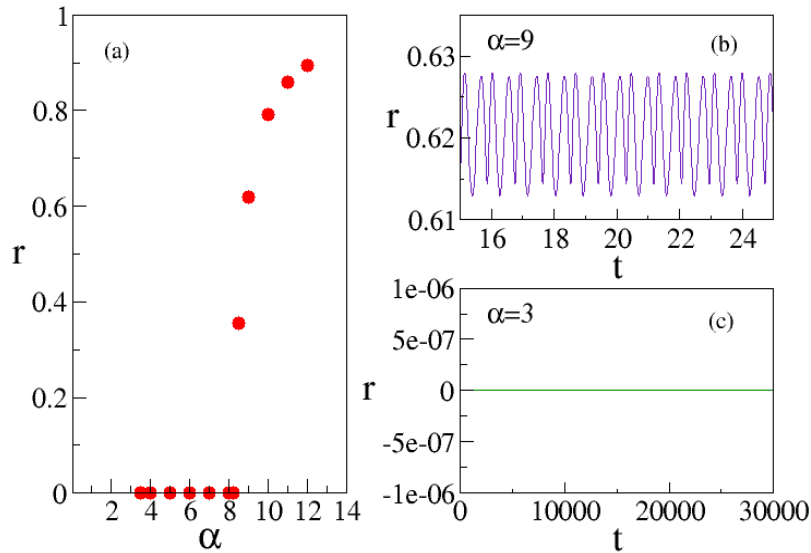


- The Splay State is Asynchronous
- Partially Synchronized exhibit collective dynamics





# Bifurcation



The bifurcation is Hopf supercritical leading to the emergence of oscillatory state from a stationary fixed point

$$\Delta \propto \sqrt{\alpha - \alpha_c}$$

